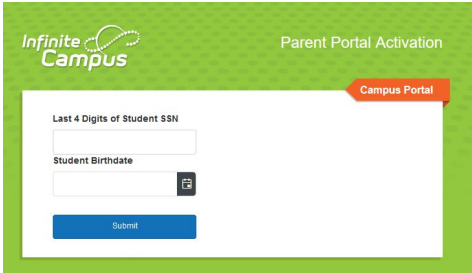


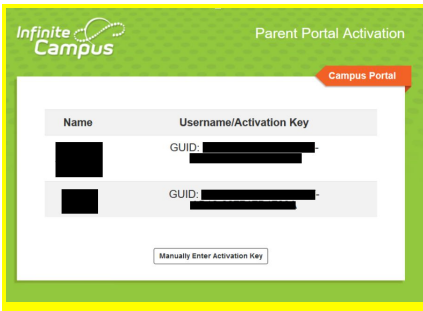
*Parent Portal Account Activation Link: <http://bit.ly/WCSDCampusPortalActivation>

Step 1: Enter your student's information, click submit

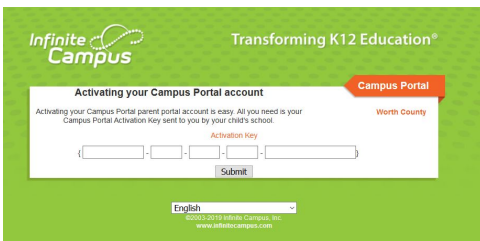


Write down the GUID Activation Key

Step 2: Select Manually Enter Activation Key **tab.**



3. Enter your GUID activation key and click Submit.



Step 3: Enter a username and password (keep these credentials as you will use them each time to log in to parent portal) and click Create Account **tab.**

